

M U L T I - S I D E D D I R E C T V E N T

M40 SERIES



Peninsula (model M40DV-PFC)
shown with Polished Brass Louvres



AN EXPERIENCED LEADER IN THE GAS FIREPLACE INDUSTRY

M 4 0 S E R I E S M U L T I - S I D E D

M40 Series Features:

- 30,000 BTU/H Input on Natural Gas and Propane
- May be installed using Top or Rear Direct Vent flue outlet for maximum versatility
- Hi/lo control allows you to adjust the flame height
- Exquisitely detailed 5-piece ceramic fibre logset
- Glowing embers and logs for the feel of a relaxing, mature fire
- Lava rock and vermiculite
- Choose from three louvre finishes: Satin Black, Polished Brass, and Stainless Steel
- Large windows for full view of the spectacular fire
- Brick lined firebox
- Easy access to the controls
- Millivolt control allows continuous operation, even during a power failure
- 100% fail safe shut off valve
- Piezo spark ignition for your convenience



See-Thru Model M40DV-ST

See-Thru Model M40DV-ST

Open on two sides, the See-Thru model is like having two fireplaces in one! You'll enjoy the warmth and ambience of the fire from two different rooms, and you can also use the fireplace to draw two rooms together. It's ideal for the dividing wall between a living room and dining room, or a master bedroom and ensuite.

Peninsula Model M40DV-PFC

If you prefer a more open look, choose the three-sided Peninsula model. It makes an excellent room divider, such as between a living room and dining room, or the master bedroom and ensuite. The Peninsula is also great for making smaller, more intimate spaces within a larger room.



Peninsula Model M40DV-PFC

Corner Model M40DV-CR/CL

Open on two sides. Turn a corner of your den or bedroom into a cozy sitting area with the Corner fireplace. Or, give that games room a cozier atmosphere! Available in right-side open (M40DV-CR), or left-side open (M40DV-CL) models.



Corner Model M40DV-CR
(right side model shown)

Optional Features:

- Dual fan kit with heat-activated control for increased heat circulation
- Wireless remote control with temperature and flame control
- Wireless remote control (on/off only)



Satin Black Louvres




Polished Brass Louvres



Stainless Steel Louvres



Remote Control



Fan Kit

Over the past two decades, technological advances in the hearth industry have dramatically changed the role of the fireplace in the home. The gas fireplace has evolved into a clean, convenient way to provide a comfortable, warm environment.

As a leading manufacturer of gas appliances, Canadian Heating Products and Montigo DelRay Corp. have created a line of fireplaces that goes beyond the basic function of providing comfort.

Outstanding styles and quality engineering have become synonymous with the Montigo name.

Since 1976, Montigo has developed a full product line of direct vent and B-vent models that have captured worldwide interest.

Our patented designs in gas burners and venting components has allowed us to create unprecedented products that have turned Montigo into a true Work of Art!

M 4 0 S E R I E S S P E C I F I C A T I O N S

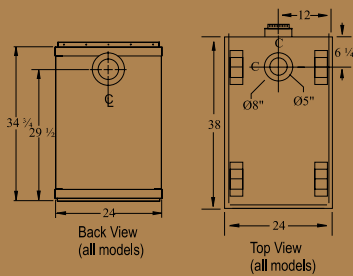
Clearance to Combustibles	
All Models	
Top Clearance*	8"
Back	1 1/2"
Floor	0"
Mantel**	6"
Vent Pipe	1"
Flue Cover†	1 1/2"

*Clearance from the top of the fireplace to a combustible ceiling within the fireplace enclosure.

**Based on an 8" shelf depth. Shelf may be extended to 12". Refer to installation manual.

† When installed as a top vent. Refer to installation manual for more information.

Back View and Top View (applies to all models)



All dimensions given in inches unless otherwise noted.



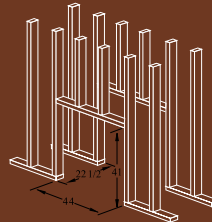
Part No. XB0205 - 10/2001
Printed in Canada

Consult owner's manual for complete installation instructions and proper clearances to combustible surfaces prior to installing fireplace.


Warranty: The manufacturer warrants this fireplace to be free from defects in materials and workmanship at the time of manufacture. There is a limited 10 year warranty on the firebox; 5 year limited warranty on the burner and 1 year limited warranty on the pilot burner assembly and fan motors (if included). The valve carries a limited 1 year warranty unless otherwise specified in the installation manual. Glass, plated/painted finishes and refractory lining are exempt.

All specifications, product designs, materials and colours are subject to change without notice. The actual flame pattern and colour may vary slightly from the illustrations. Diagrams and illustrations not to scale.

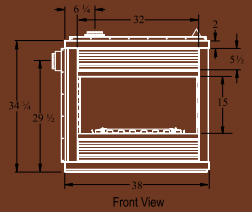
Model M40DV-ST



Framing, step 1.

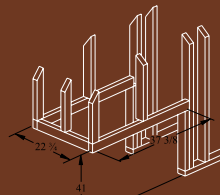


Framing, step 2.




Front View

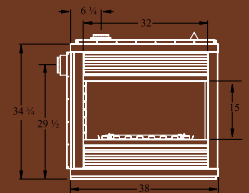
Model M40DV-PFC



Framing

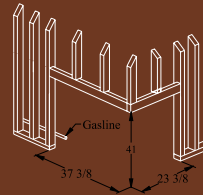


End View



Side View

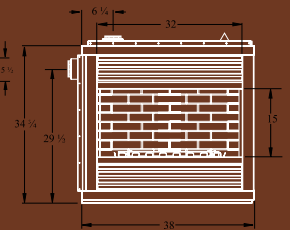
Model M40DV-CR/CL



Framing



Side View



Front View

Available at:

Consult your distributor for local fireplace code information



MONTIGO DELRAY CORP.

Surrey, BC • Ferndale, WA
Phone: (800) 378-3115 Fax: (866) 300-0927
E-mail: fireplaces@montigo.com

Montigo Delray Corp. Fireplaces